C:0
M:91
Y:87
K:0

彩盒尺寸：390x275x110mm 双插盒型 350g裱坑 四色印刷 过哑膜

Nakamichi

NSG6929

6x9" 4-way Coaxial Speaker
Altavoces concéntricos de 6x9 pulgadas y 4 vías/6x9"四路同軸揚聲器
6x9" 4-way Koaxiallautsprecher

PEAK POWER
840W
N-POWER 120W

NSG SERIES

Nakamichi

Nakamichi's NSG series speakers are designed to provide for a clean and seamless sound performance, with selected materials that work together, enabling you to truly hear and feel the music in your vehicle.

Dimensions (unit: mm)

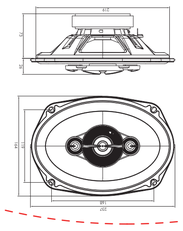

7. Size the speaker wires and connect them to the amplifier.
- Consult the diagram below. Be sure to connect corresponding terminals. (.e. "+" to "+" and "-" to "-"; Connection with reversed polarity will degrade the quality of production.
- Connector provided speaker cord to the speaker terminal while holding the lower portion of the speaker terminal.



8. Mount on the speaker as shown below

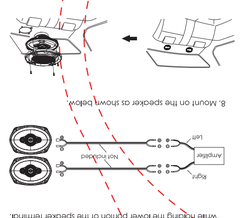

Installation

1. Turn off the car ignition key.
- If the power is on, the click noise generated by the connection may damage the speakers.

2. Cut out the mounting template from the packing box.
3. Paste the template on the location selected for mounting the speaker.
4. Mark the cut-off hole and the 4 bolt holes. (Fig.1)
5. Cut out the marked area and drill the bolt holes. (Fig.2)
6. Remove the grille . (Fig.3)

9. Press and insert the edges of the grille.
- The speaker grille can be mounted without the grille. if you like.

Option: Mount on the Rear Tray.

You can mount the speakers of the rear tray of your car.
- Make sure that nothing obstructs around the mounting location of the rear tray.
- A hole for mounting may already be cut out of the inner panel of the rear tray. if so, you need to modify the board only.
- Ensure that the speaker terminals, frame or magnet do not interfere with any inner parts. (such as the window). etc.

Also ensure that the speaker grille does not touch any inner fittings. such as the window cranks. door handles. arm rests etc.

Foam Surround

Our foam surround is tested to maintain a consistent level of sound reproduction during long periods of operation within your vehicle.

Mylar Dome Tweeter

Mylar is light weight material, heat resistant and retains its shape even after prolonged use, allowing accurate sound reproduction in all situations.

Composite Polypropylene Cone

Our treated composite polypropylene cone is extremely rigid but still lightweight, allowing it to reproduce even deeper and more powerful bass notes.

Specifications

Speaker Type: 6x9" 4-way
Mounting Depth: >2.87"(73mm)

N-power: 60W(1pc),120W(pr)
Peak Power: 420W(1pc),840W(pr)

Sensitivity(dB/w/m): 85±3dB
Frequency response: 55～20000Hz

Impedance: 4Ω
Voice Coil: ASV Ø25mm

Magnet Weight: 16 OZ
Net Mass (1pr): Approx. 2.2kg

What's In The Box

1. Speakers x 2pcs
2. Frame x 2pcs
3. Screw Ø4x30mm x 8pcs
4. Gaskets x 8pcs

Nakamichi

Nakamichi

Nakamichi

Nakamichi

COMPLETE YOUR VEHICLE'S SETUP WITH NAKAMICHI'S COMPATIBLE PRODUCTS

CONNECT WITH US ONLINE TO EXPLORE NAKAMICHI'S COMPLETE RANGE, INSTRUCTIONS & SOFTWARE DOWNLOADS AND WARRANTY REGISTRATION.
WWW.NAKAMICHICARAUDIO.COM
nakamichi.global nakamichi.caraudio
Nakamichi Corp, Japan Made in China | 中國製造

RoHS CE

Model No.: NSG6929
G.W.: Approx. 2.8kg
Box Dimensions: 390(W)x275(D)x110(H) mm

EAN CODE 6 923852 124943
UPC CODE 8 40735 12022 8